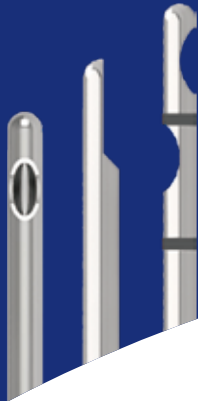





MIRROR CANNULA & NANUM SYRINGE

INJECTION CANNULA
Filler &
Fat Graft Cannula



SUCTION
CANNULA
Suction &
Infusion Cannula



NANUM SYRINGE
Syring For Fat Collection



MICRO CANNULA
Micro Cannula
(32G, 33G, 34G)



Filler Cannula



Diameter 21G(\varnothing 0.8)

Length 70mm
50mm

Diameter 22G(\varnothing 0.7)

Length 50mm

Diameter 23G(\varnothing 0.6)

Length 70mm
50mm
30mm

Diameter 24G(\varnothing 0.56)

Length 50mm

Diameter 25G(\varnothing 0.5)

Length 70mm
50mm
40mm

Diameter 27G(\varnothing 0.41)

Length 50mm
40mm
30mm

Diameter 30G(\varnothing 0.31)

Length 30mm
25mm

Micro Cannula



Diameter 32G(\varnothing 0.24)

Length 4mm | 8mm | 13mm



Diameter 33G(\varnothing 0.21)

Length 4mm | 8mm | 13mm



Diameter 34G(\varnothing 0.19)

Length 4mm | 8mm | 13mm

Fat Graft Cannula



MC Type



Diameter 20G(ø0.9)
Length 70mm
 50mm



Diameter 17G(ø1.5)
Length 70mm

Diameter 18G(ø1.2)
Length 70mm
 50mm

Diameter 19G(ø1.0)
Length 70mm
 50mm

ML Type



Diameter 17G(ø1.5)
Length 70mm

Diameter 18G(ø1.2)
Length 70mm
 50mm

Diameter 19G(ø1.0)
Length 70mm
 50mm

MC Type

Diameter 17G(ø1.5)
Length 100mm
 120mm
 100mm

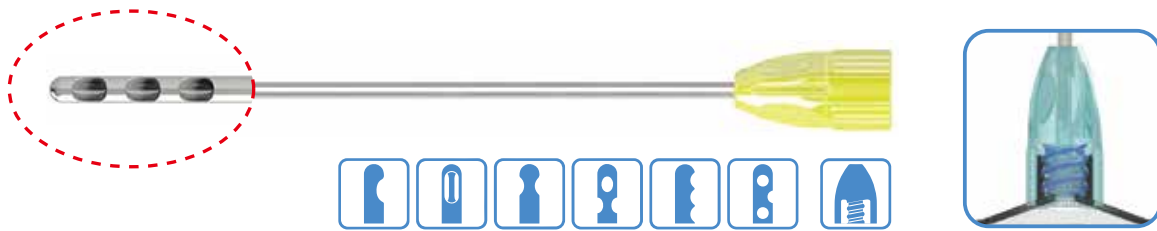


MD Type

Diameter 14G(ø2.1)
Length 200mm



Suction Cannula



Single Type




Mercedes Type



Double Round Type



Fournier Type



Lasvegas Type



Collect Type



Standard Instrument Dimension

Outside Diameter	Gauge	Length
● (1.950~2.150mm)	14G	150mm 200mm 250mm
● (2.410~2.480mm)	13G	
● (2.910~2.950mm)	12G	
● (3.420~3.460mm)	11G	
● (3.900~3.980mm)	10G	

*Only available in Single-use

Infusion Cannula



5 Hole Type



8 Hole Type



12 Hole Type



Standard Instrument Dimension

Outside Diameter	Gauge	Length
● (1.816~1.841mm)	15G	150mm 200mm
● (1.950~2.150mm)	14G	
● (2.410~2.480mm)	13G	

Suture Cannula



MP Type



ML Type



MF Type



Standard Instrument Dimension

Outside Diameter	Gauge	Length
· (0.500~0.530mm)	25G	30mm 50mm 70mm 90mm
· (0.600~0.673mm)	23G	
· (0.800~0.830mm)	21G	
· (1.030~1.100mm)	19G	
· (1.200~1.300mm)	18G	

NANUM SYRINGE

SYRINGE FOR FAT COLLECTION



Comfortable handling

Simple design for comfortable use



Locking

The plunger can be fixed by turning at 30ml and 50ml areas.



Clip

The inner pressure can be maintained by using using clip



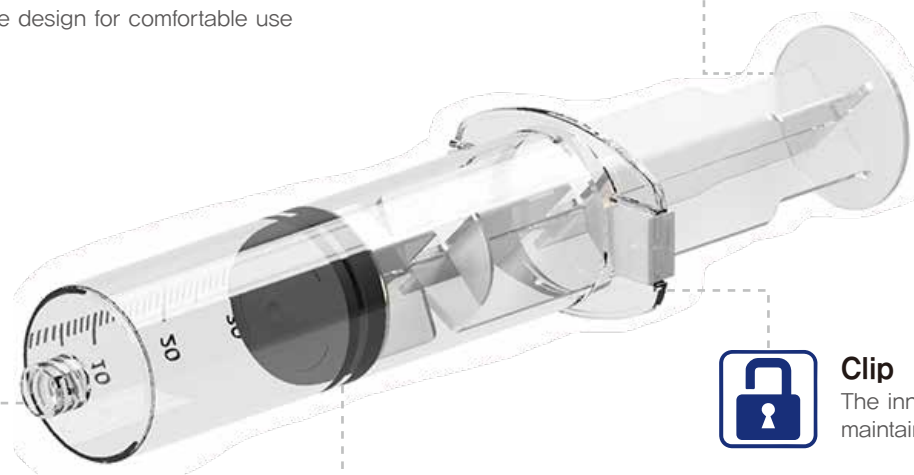
Back stopper is Replaceable

Broken plunger can be used as back stopper.



Wide inner diameter of tip

Syringe tip with wide inner diameter can speed up the infusion of the drug and suction.



How to use

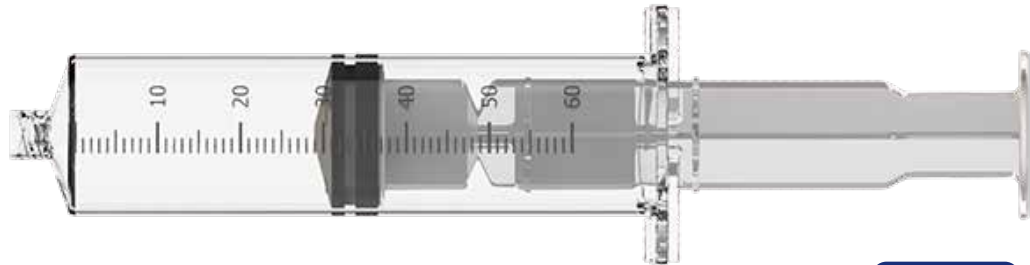
01 In case of injecting drug or fat;

- after checking the expiration date and packing condition of the product, open it and take out the syringe,
- select the sterilized cannula or needle to be used (separately certified product) and connect it to the end of the barrel,
- retract the plunger to inhale the drug or fat,
- and then advance the plunger to remove the air in the syringe,
- sterilize the injection area,
- after puncture with the puncture needle(separately certified product), press the plunger to inject the drug or fat.
- after all the surgical procedure is completed, hemostatically squeezes the treated area with sterile gauze to stop the bleeding.

02 If you want to liposuction fat;


- after checking the expiration date and packing condition of the product, open it and take out the syringe,
- select the sterilized cannula or needle to be used (separately certified product) and connect it to the end of the barrel,
- after sterilize the relevant area and puncture with the puncture needle(separately certified product),
- insert the cannula or needle combined with the syringe into the punctured area and retract the plunger to inhale fat,
- in case of 50ml syringe with clip, it is easy to inhale by using locking function for maintenance of negative pressure, negative pressure could be locked on 30ml and 50ml.
- after the liposuction is completed, remove the cannula associated with the syringe from the body and unlock the syringe to release the negative pressure.
- After all the surgical procedure is completed, hemostatically squeezes the treated area with sterile gauze to stop the bleeding.

NS-50 (50ml)



1box/20 pcs

NS-20 (20ml)



1box/20 pcs



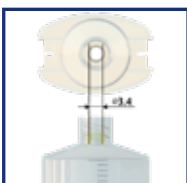
CLIP

- The clip is mounted on the outer cylinder of the syringe to maintain inner pressure.
- The Nanum syringe has gaps between 30ml and 50ml units of the plunger. This made plunger to be fixed on some point where operator want and increase the convenience of the procedure.



Locking

- The operator can break syringe' plunger by using gap which is located on bottom of gasket. If necessary, it also can be used as a syringe back cap.



Tip

- We have made the inner diameter of the tip has been widened up to $\varnothing 3.4\text{mm}$ to can inhale much fat using cannula.

※ It can be used with Nanum disposable cannula (Separately certified product : Jain 13-501Ho) together.



NANUM COMPANY CO., LTD. | WWW.NANUMCOMPANY.COM

Seoul Address A-1806, 406, Teheran-ro, Gangnam-gu, Seoul, Republic of Korea

Daegu Address 4F, JaeGyoung B/D, 40 Siji-ro, Suseong-gu, Daegu, Republic of Korea

Tel. 82-2-501-6108,9

Tel. 82-53-795-7076,7

Fax 82-2-501-6150

Fax 82-53-795-7078

Design Date : 2020. 07. 01